



D.A.V. POLICE PUBLIC SCHOOL

R.T.C CAMPUS, GURUGRAM



Winter Assignment

Grade 1



Dear Young Minds,

“Happiness is the feeling of warm sunlight hitting you on a cold winter’s day”

Warm Greetings...!!!

Vacations are always fun...!! This is the perfect time to connect and strengthen bond with our near and dear ones so visit your family and friends, play indoor games and have lots of fun but be focused on studies as well.

A small packet of interesting assignment has been designed for you all to keep you all indulged constructively in creative work.

The break begins from 31/12/23 and school will reopen on 15/01/24.

We are looking forward to reconnect soon.

Lots of love & blessings.

Happy new year to you and your family.

TEAM DAVPPS



ENGLISH

Reading-

- Read a story book

Listening-

- Ask your parents and grandparents to tell you the moral giving story.

Speaking-

- Interact about the childhood stories of your parents with your grandparents/ parents/ relatives
- 'STORY REVIEW' Prepare an oral presentation about the story read.

Writing-

- Make a beautiful New Year card and write good wishes on it.
- Make a poster depicting Save Trees.
- Revise One-Many (Singular and Plural)

HINDI

पठन-

- प्रेरणा दायक कहानी पढ़ें। कहानी का विवरण चित्र के माध्यम से करें। कहानी से मिलने वाली शिक्षा को भी लिखें।

वाचन एवं श्रवण

मौखिक प्रस्तुति - 'प्रेरणादायक कहानी'

- अपने दादा - दादी /नाना - नानी से सर्दियों में पाई जाने वाली सब्जियों - फलों व अनाज के विषय में बातें करें। सर्दियों में प्राप्त होने वाली चीजों की सूची तैयार करें और चित्र भी बनाए।

लेखन -

• अपने पिता जी का चित्र पेस्टल शीट पर चिपकाएँ। उनकी चार विशेषताएं बबबल बना कर, उस में लिखें। अपने पिता जी के विषय पाँच पंक्तियाँ भी लिखें।

पुनरावृत्ती -

- वचन बदलो
- विपरीत शब्द

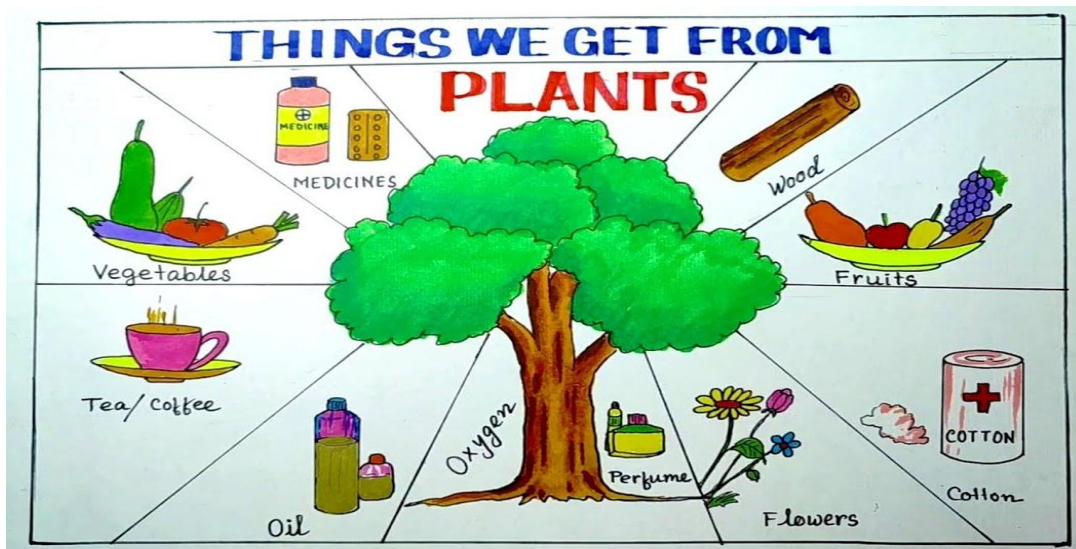
MATHS

- Learn counting 1-100
- Learn Number Names 1-100
- Revise Addition and Subtraction on Number line.
- Practice Addition and Subtraction downwards.

EVS

Activity-

- Make a collage that shows all the things we get from plants! Use pictures and words to point out stuff like food, medicine, and other important things that come from plants.
Be creative and have fun while you learn about how plants help us every day!
- Go on a Nature Hunt and collect things that we get from plants.
It will be a great way to learn about nature and the importance of plants.





D.A.V. POLICE PUBLIC SCHOOL
R.T.C CAMPUS, GURUGRAM



NAME _____

SUBJECT Maths

DATE _____

GRADE I

Q.1 Write before, after and between numbers.

before

<input type="radio"/>	41	42
<input type="radio"/>	54	55
<input type="radio"/>	66	67

after

53	54	<input type="radio"/>
98	99	<input type="radio"/>
25	26	<input type="radio"/>

between

31	<input type="radio"/>	33
67	<input type="radio"/>	69
49	<input type="radio"/>	51

mixed

76	<input type="radio"/>	78
<input type="radio"/>	81	82
63	64	<input type="radio"/>

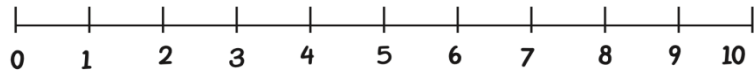
Q.2 Show the Addition and Subtraction on Number line:

NUMBER LINE ADDITION

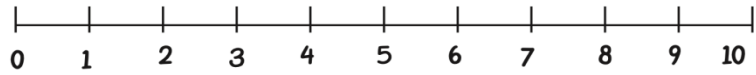


Finish the number sentences. Use the number lines to help you.

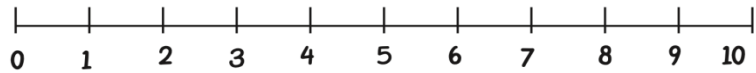
$2 + 7 = \square$



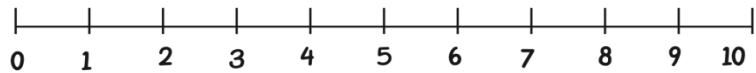
$4 + 3 = \square$



$5 + 4 = \square$

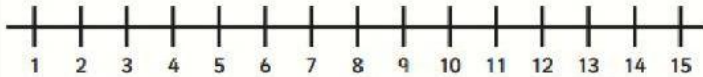


$4 + 6 = \square$

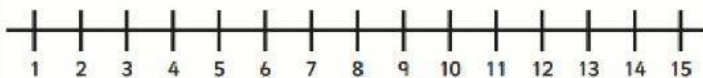


Numberline Subtraction

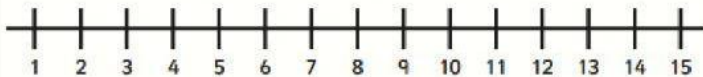
$15 - 3 =$



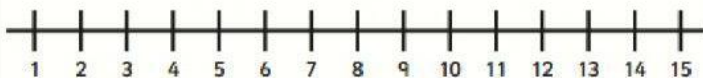
$8 - 5 =$



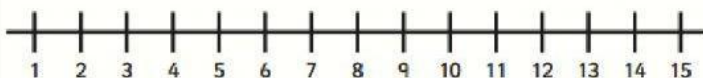
$12 - 6 =$





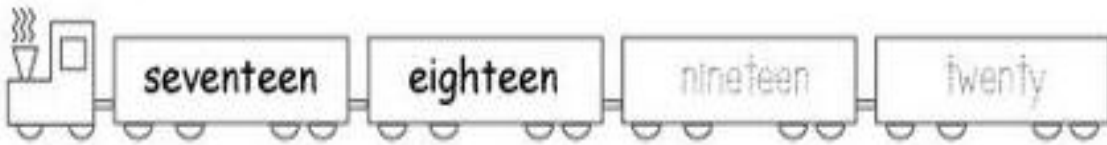
$14 - 2 =$



$9 - 4 =$



Q.3 Write the missing numbers in words.



Q.4 Grandma's Place Value Quilt

Directions: Help Grandma pick the colours for her new quilt. Read the place value clues below and colour the quilt according the colour code.

15	11	25	51	75	21	85
31	75	32	72	62	55	81
35	71	52	99	22	41	45
81	65	62	42	12	65	61
85	51	5	21	15	71	75




If there is a 5 in the ones place, color the square blue.

If there is a 2 in the ones place, color the square pink.

If there is a 1 in the ones place, color the square green.

If there is a 9 in the tens place, color the square yellow.





D.A.V. POLICE PUBLIC SCHOOL

R.T.C CAMPUS, GURUGRAM



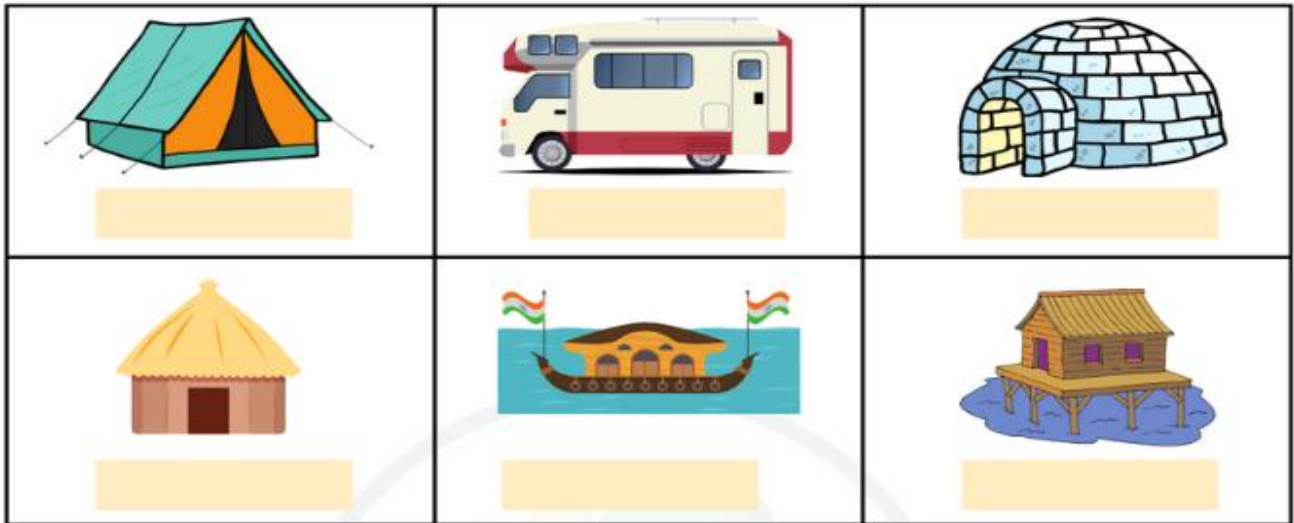
NAME _____

SUBJECT EVs

DATE _____

GRADE I

Q.1 Identify the different types of houses.



Q.2 Write the names of costumes according to the season in which they are worn.



Summer season clothes

Rainy season clothes

Winter season clothes

My House

My family lives in a house.
Our house is very nice.
It has two bedrooms.
We cook and eat in the kitchen.
We watch TV in the living room.
My favorite room is my bedroom.
I like to read books and do my homework in the study room.




Running in the hallway is not allowed but we can play in the garden.

- 1.- My family lives in a _____ .
- 2.- Our house has two _____ .
- 3.- We cook and eat in the _____ .
- 4.- We watch TV in the _____ .
- 5.- My favorite room is _____ .
- 6.- I like to _____ books and _____
in the _____ .
- 7.- We can play in the _____ .

HOUSE MAZE



Use your imagination and creativity to design your own flag for your school.



- Are you going to have stripes on your flag or a different pattern?

- Do you want to include any symbol on your flag?

- Which colours are you going to use?



डी.ए.वी पुलिस पब्लिक स्कूल

आर.टी.सी कैम्पस, गुरुग्राम



“अपने बारे में”

(About yourself)

1. अपने विषय में लिखिए।

नाम: _____

आयु: _____

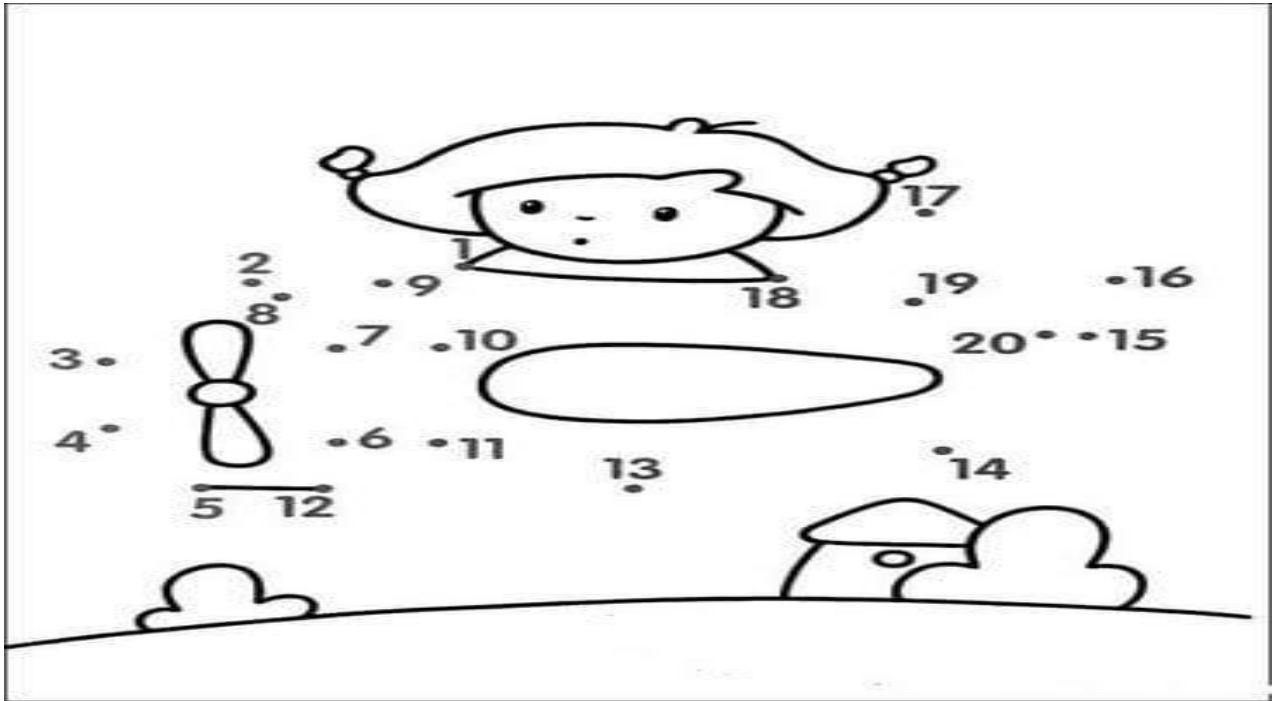
कक्षा: _____

मेरा दोस्त/मेरी सहेली: _____

मुझे _____ पसंद हैं ।

मुझे _____ पसंद नहीं हैं ।

बिंदुओं को मिलाए और रंग भरे ।



2. चित्रों को देख कर सही मिलान कीजिए।

क. बैल


ख. केक

ग. मेज

घ. सैनिक

ङ. तेल

च. थैला



3. वचन बदलिए ।

क. लड़का

ख. कपड़ा

ग. मिठाई

घ. रात

ङ. जूता

च. आँख

छ. झूला

4. सही अक्षर चुनकर खाली स्थान भरिए।

बू बा दी कि मु गि ला पी सू



ता



पक



जा न



टार



सी



दल



रज



तर ज़



त या

5. सोचो और बताओ।

क. टिक-टिक-टिक

मैं सदा हूँ करती,

समय बताती हूँ मैं सबको

नहीं कभी मैं हूँ रुकती।

ख. चिड़िया नहीं लेकिन मैं

आकाश में ऊँचा उड़ता हूँ

उड़ना चाहो तुम मेरे संग

सैर करा मैं सकता हूँ।

ग. जंगल मे रहता हूँ मैं
ज़ोर से खूब गरजता हूँ
बादल नहीं, राजा हूँ मैं
नहीं किसी से डरता हूँ । _____

घ. बाहर से हैं रंग हरा
रस से रहता भरा-भरा
लाल-लाल शरबत पिलवाऊँ
गर्मी में मैं प्यास बुझाऊँ । _____

6. नीचे दिए गए चित्र को पहचानकर खाली स्थान में सही उत्तर लिखिए ।

फूल	फल
कागज	पेड़
घोंसले	हमारें
छाया	लकड़ी



क. पेड़ो से हमें _____ और _____ मिलते है ।

ख. पेड़ _____ बहुत काम आते है ।

ग. पेड़ो से हमें _____ मिलती है ।

घ. पेड़ो से हमें _____ और _____ भी मिलती है ।

ड. पेड़ो पर चिड़ियाँ अपने _____ बनाती है ।

च. हमें अधिक से अधिक _____ लगाने चाहिए ।



D.A.V POLICE PUBLIC SCHOOL
R.T.C CAMPUS, GURUGRAM



Name- _____

Class- _____

Date- _____

Subject- _____

Q.1 Colour the picture and write the name.



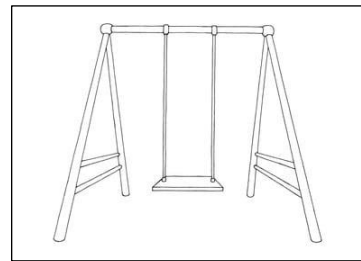
a) _____



b) _____



c) _____



d) _____

Q.2 Fill in the blanks using is,am,are.



- ★ This butterfly _____ beautiful.
- ★ I _____ seven years old.
- ★ Kids _____ cheerful all the time.
- ★ They _____ best selling books.
- ★ The sun _____ is bright and shiny.
- ★ You _____ a strong person.

Q.3 Correct and rewrite the following sentences.

a) My dog have short ears.

_____.

b) My teacher have pictures of birds.

_____.

c) I has many toys.

_____.

d) We has a meeting today.


_____.

e) Do you has extra pens?

_____.

Q.4 Read the passage and answer the following question.

The ocean has bright blue water filled with waves. Many types of fish live in the ocean. Seagulls love flying over the ocean to look for fish. There is soft sand along the shore, and there are pretty seashells in the sand. The ocean is a great place to visit.



Answer the following question.

Q-a What colour is the water?

_____.

Q-b What lives in the ocean?

_____.

Q-c What is in the sand?

_____.

Fill the blanks from the passage.

- Pretty seashells are in the _____.
- Seagulls love flying over the _____ to look for fish.
- The ocean is a _____ place to visit.